

# Surefire Antstar Granular Insecticide

## PCT Holdings Pty Ltd

Chemwatch Hazard Alert Code: 2

Chemwatch: 5425-74  
 Version No: 2.1.1.1  
 Safety Data Sheet according to WHS and ADG requirements

Issue Date: 23/09/2020  
 Print Date: 28/09/2020  
 S.GHS.AUS.EN

### SECTION 1 Identification of the substance / mixture and of the company / undertaking

#### Product Identifier

Product name	Surefire Antstar Granular Insecticide
Synonyms	APVMA Code: 67014
Proper shipping name	ENVIRONMENTALLY HAZARDOUS SUBSTANCE, SOLID, N.O.S. (contains bifenthrin)
Other means of identification	Not Available

#### Relevant identified uses of the substance or mixture and uses advised against

Relevant identified uses	For the control of pests in turf; ants, fleas and ticks in external surrounds of buildings and structures as specified in Directions of Use table. Use according to manufacturer's directions.
--------------------------	--

#### Details of the supplier of the safety data sheet

Registered company name	PCT Holdings Pty Ltd
Address	1/74 Murdoch Circuit Acacia Ridge QLD 4110 Australia
Telephone	1800 630 877
Fax	Not Available
Website	Not Available
Email	Not Available

#### Emergency telephone number


Association / Organisation	Poison Information centre
Emergency telephone numbers	13 1126
Other emergency telephone numbers	Not Available

### SECTION 2 Hazards identification

#### Classification of the substance or mixture

Poisons Schedule	Not Applicable
Classification [1]	Specific target organ toxicity - repeated exposure Category 2, Chronic Aquatic Hazard Category 1
Legend:	1. Classified by Chemwatch; 2. Classification drawn from HCIS; 3. Classification drawn from Regulation (EU) No 1272/2008 - Annex VI

#### Label elements

Hazard pictogram(s)	
Signal word	Warning

#### Hazard statement(s)

H373	May cause damage to organs through prolonged or repeated exposure.
H410	Very toxic to aquatic life with long lasting effects.

#### Precautionary statement(s) Prevention

P260	Do not breathe dust/fume.
P273	Avoid release to the environment.

#### Precautionary statement(s) Response

P314	Get medical advice/attention if you feel unwell.
P391	Collect spillage.

**Precautionary statement(s) Storage**

Not Applicable

**Precautionary statement(s) Disposal**

<b>P501</b>	Dispose of contents/container to authorised hazardous or special waste collection point in accordance with any local regulation.
-------------	--

**SECTION 3 Composition / information on ingredients****Substances**

See section below for composition of Mixtures

**Mixtures**

CAS No	%[weight]	Name
82657-04-3	<1	<u>bifenthrin</u>
Not Available		(2 g/Kg)
14808-60-7	>60	<u>silica crystalline - quartz</u>
Not Available		(900 g/Kg)
Not Available	1-10	Ingredients determined not to be hazardous

**SECTION 4 First aid measures****Description of first aid measures**

<b>Eye Contact</b>	<p>If this product comes in contact with the eyes:</p> <ul style="list-style-type: none"> <li>▶ Immediately hold eyelids apart and flush the eye continuously with running water.</li> <li>▶ Ensure complete irrigation of the eye by keeping eyelids apart and away from eye and moving the eyelids by occasionally lifting the upper and lower lids.</li> <li>▶ Continue flushing until advised to stop by the Poisons Information Centre or a doctor, or for at least 15 minutes.</li> <li>▶ Transport to hospital or doctor without delay.</li> <li>▶ Removal of contact lenses after an eye injury should only be undertaken by skilled personnel.</li> </ul>
<b>Skin Contact</b>	<p>If skin or hair contact occurs:</p> <ul style="list-style-type: none"> <li>▶ Immediately flush body and clothes with large amounts of water, using safety shower if available.</li> <li>▶ Quickly remove all contaminated clothing, including footwear.</li> <li>▶ Wash skin and hair with running water. Continue flushing with water until advised to stop by the Poisons Information Centre.</li> <li>▶ Transport to hospital, or doctor.</li> </ul>
<b>Inhalation</b>	<ul style="list-style-type: none"> <li>▶ If fumes or combustion products are inhaled remove from contaminated area.</li> <li>▶ Lay patient down. Keep warm and rested.</li> <li>▶ Prostheses such as false teeth, which may block airway, should be removed, where possible, prior to initiating first aid procedures.</li> <li>▶ Apply artificial respiration if not breathing, preferably with a demand valve resuscitator, bag-valve mask device, or pocket mask as trained. Perform CPR if necessary.</li> <li>▶ Transport to hospital, or doctor, without delay.</li> </ul>
<b>Ingestion</b>	<ul style="list-style-type: none"> <li>▶ Give a slurry of activated charcoal in water to drink. <b>NEVER GIVE AN UNCONSCIOUS PATIENT WATER TO DRINK.</b></li> <li>▶ At least 3 tablespoons in a glass of water should be given.</li> <li>▶ Although induction of vomiting may be recommended (<b>IN CONSCIOUS PERSONS ONLY</b>), such a first aid measure is dissuaded due to the risk of aspiration of stomach contents. (i) It is better to take the patient to a doctor who can decide on the necessity and method of emptying the stomach. (ii) Special circumstances may however exist; these include non-availability of charcoal and the ready availability of the doctor.</li> </ul> <p><b>NOTE:</b> If vomiting is induced, lean patient forward or place on left side (head-down position, if possible) to maintain open airway and prevent aspiration.</p> <p><b>NOTE:</b> Wear protective gloves when inducing vomiting.</p> <ul style="list-style-type: none"> <li>▶ REFER FOR MEDICAL ATTENTION WITHOUT DELAY.</li> <li>▶ In the mean time, qualified first-aid personnel should treat the patient following observation and employing supportive measures as indicated by the patient's condition.</li> <li>▶ If the services of a medical officer or medical doctor are readily available, the patient should be placed in his/her care and a copy of the SDS should be provided. Further action will be the responsibility of the medical specialist.</li> <li>▶ If medical attention is not available on the worksite or surroundings send the patient to a hospital together with a copy of the SDS. (ICSC20305/20307)</li> </ul>

**Indication of any immediate medical attention and special treatment needed**

Treat symptomatically.

For chronic or short term repeated exposures to pyrethrum and synthetic pyrethroids:

- ▶ Mammalian toxicity of pyrethrum and synthetic pyrethroids is low, in part because of poor bioavailability and a large first pass extraction by the liver.
- ▶ The most common adverse reaction results from the potent sensitising effects of pyrethrins.
- ▶ Clinical manifestations of exposure include contact dermatitis (erythema, vesiculation, bullae); anaphylactoid reactions (pallor, tachycardia, diaphoresis) and asthma. [*Ellenhorn Barceloux*]
- ▶ In cases of skin contact, it has been reported that topical application of Vitamin E Acetate (alpha-tocopherol acetate) has been found to have high therapeutic value, eliminating almost all skin pain associated with exposure to synthetic pyrethroids. [*Incitec*]

**SECTION 5 Firefighting measures****Extinguishing media**

- ▶ Water spray or fog.
- ▶ Foam.
- ▶ Dry chemical powder.
- ▶ BCF (where regulations permit).
- ▶ Carbon dioxide.

**Special hazards arising from the substrate or mixture**

<b>Fire Incompatibility</b>	None known.
-----------------------------	-------------

**Advice for firefighters**

<b>Fire Fighting</b>	<ul style="list-style-type: none"> <li>▶ Alert Fire Brigade and tell them location and nature of hazard.</li> <li>▶ Wear breathing apparatus plus protective gloves in the event of a fire.</li> <li>▶ Prevent, by any means available, spillage from entering drains or water courses.</li> <li>▶ Use fire fighting procedures suitable for surrounding area.</li> <li>▶ <b>DO NOT</b> approach containers suspected to be hot.</li> <li>▶ Cool fire exposed containers with water spray from a protected location.</li> <li>▶ If safe to do so, remove containers from path of fire.</li> <li>▶ Equipment should be thoroughly decontaminated after use.</li> </ul>
<b>Fire/Explosion Hazard</b>	<ul style="list-style-type: none"> <li>▶ Non combustible.</li> <li>▶ Not considered a significant fire risk, however containers may burn.</li> </ul> <p>silicon dioxide (SiO<sub>2</sub>)</p>
<b>HAZCHEM</b>	2Z

**SECTION 6 Accidental release measures****Personal precautions, protective equipment and emergency procedures**

See section 8

**Environmental precautions**

See section 12

**Methods and material for containment and cleaning up**

<b>Minor Spills</b>	<p>Environmental hazard - contain spillage.</p> <ul style="list-style-type: none"> <li>▶ Clean up waste regularly and abnormal spills immediately.</li> <li>▶ Avoid breathing dust and contact with skin and eyes.</li> <li>▶ Wear protective clothing, gloves, safety glasses and dust respirator.</li> <li>▶ Use dry clean up procedures and avoid generating dust.</li> <li>▶ Vacuum up or sweep up. <b>NOTE:</b> Vacuum cleaner must be fitted with an exhaust micro filter (HEPA type) (consider explosion-proof machines designed to be grounded during storage and use).</li> <li>▶ Dampen with water to prevent dusting before sweeping.</li> <li>▶ Place in suitable containers for disposal.</li> </ul>
<b>Major Spills</b>	<p>Environmental hazard - contain spillage. Moderate hazard.</p> <ul style="list-style-type: none"> <li>▶ <b>CAUTION:</b> Advise personnel in area.</li> <li>▶ Alert Emergency Services and tell them location and nature of hazard.</li> <li>▶ Control personal contact by wearing protective clothing.</li> <li>▶ Prevent, by any means available, spillage from entering drains or water courses.</li> <li>▶ Recover product wherever possible.</li> <li>▶ <b>IF DRY:</b> Use dry clean up procedures and avoid generating dust. Collect residues and place in sealed plastic bags or other containers for disposal. <b>IF WET:</b> Vacuum/shovel up and place in labelled containers for disposal.</li> <li>▶ <b>ALWAYS:</b> Wash area down with large amounts of water and prevent runoff into drains.</li> <li>▶ If contamination of drains or waterways occurs, advise Emergency Services.</li> </ul>

Personal Protective Equipment advice is contained in Section 8 of the SDS.

**SECTION 7 Handling and storage****Precautions for safe handling**

<b>Safe handling</b>	<ul style="list-style-type: none"> <li>▶ Avoid all personal contact, including inhalation.</li> <li>▶ Wear protective clothing when risk of exposure occurs.</li> <li>▶ Use in a well-ventilated area.</li> <li>▶ Prevent concentration in hollows and sumps.</li> <li>▶ <b>DO NOT enter confined spaces until atmosphere has been checked.</b></li> <li>▶ <b>DO NOT allow material to contact humans, exposed food or food utensils.</b></li> <li>▶ Avoid contact with incompatible materials.</li> <li>▶ <b>When handling, DO NOT eat, drink or smoke.</b></li> <li>▶ Keep containers securely sealed when not in use.</li> <li>▶ Avoid physical damage to containers.</li> <li>▶ Always wash hands with soap and water after handling.</li> <li>▶ Work clothes should be laundered separately. Launder contaminated clothing before re-use.</li> <li>▶ Use good occupational work practice.</li> <li>▶ Observe manufacturer's storage and handling recommendations contained within this SDS.</li> <li>▶ Atmosphere should be regularly checked against established exposure standards to ensure safe working conditions are maintained.</li> </ul>
<b>Other information</b>	<ul style="list-style-type: none"> <li>▶ Store in original containers.</li> <li>▶ Keep containers securely sealed.</li> <li>▶ Store in a cool, dry area protected from environmental extremes.</li> <li>▶ Store away from incompatible materials and foodstuff containers.</li> <li>▶ Protect containers against physical damage and check regularly for leaks.</li> <li>▶ Observe manufacturer's storage and handling recommendations contained within this SDS.</li> </ul> <p>For major quantities:</p> <ul style="list-style-type: none"> <li>▶ Consider storage in banded areas - ensure storage areas are isolated from sources of community water (including stormwater, ground water, lakes and streams).</li> <li>▶ Ensure that accidental discharge to air or water is the subject of a contingency disaster management plan; this may require consultation with</li> </ul>

Surefire Antstar Granular Insecticide

local authorities.

Conditions for safe storage, including any incompatibilities

<b>Suitable container</b>	<ul style="list-style-type: none"> <li>▶ Polyethylene or polypropylene container.</li> <li>▶ Check all containers are clearly labelled and free from leaks.</li> </ul>
<b>Storage incompatibility</b>	<p>Pyrethrins and permethrins:</p> <ul style="list-style-type: none"> <li>▶ are unstable in the presence of light, heat, moisture and air</li> <li>▶ are hydrolysed by oxygen and/ or sunlight</li> <li>▶ may react with strong oxidisers to produce fire and explosions</li> <li>▶ are incompatible with alkalis</li> <li>▶ Avoid reaction with oxidising agents</li> </ul>

SECTION 8 Exposure controls / personal protection

Control parameters

Occupational Exposure Limits (OEL)

INGREDIENT DATA

Source	Ingredient	Material name	TWA	STEL	Peak	Notes
Australia Exposure Standards	silica crystalline - quartz	Silica - Crystalline: Quartz (respirable dust)	0.05 mg/m <sup>3</sup>	Not Available	Not Available	Not Available

Emergency Limits

Ingredient	Material name	TEEL-1	TEEL-2	TEEL-3
silica crystalline - quartz	Silica, crystalline-quartz; (Silicon dioxide)	0.075 mg/m <sup>3</sup>	33 mg/m <sup>3</sup>	200 mg/m <sup>3</sup>

Ingredient	Original IDLH	Revised IDLH
bifenthrin	Not Available	Not Available
silica crystalline - quartz	25 mg/m <sup>3</sup> / 50 mg/m <sup>3</sup>	Not Available

Occupational Exposure Banding

Ingredient	Occupational Exposure Band Rating	Occupational Exposure Band Limit
bifenthrin	E	≤ 0.01 mg/m <sup>3</sup>

**Notes:** Occupational exposure banding is a process of assigning chemicals into specific categories or bands based on a chemical's potency and the adverse health outcomes associated with exposure. The output of this process is an occupational exposure band (OEB), which corresponds to a range of exposure concentrations that are expected to protect worker health.

Exposure controls

<b>Appropriate engineering controls</b>	<p>Engineering controls are used to remove a hazard or place a barrier between the worker and the hazard. Well-designed engineering controls can be highly effective in protecting workers and will typically be independent of worker interactions to provide this high level of protection. The basic types of engineering controls are:</p> <p>Process controls which involve changing the way a job activity or process is done to reduce the risk.</p> <p>Enclosure and/or isolation of emission source which keeps a selected hazard "physically" away from the worker and ventilation that strategically "adds" and "removes" air in the work environment. Ventilation can remove or dilute an air contaminant if designed properly. The design of a ventilation system must match the particular process and chemical or contaminant in use.</p> <p>Employers may need to use multiple types of controls to prevent employee overexposure.</p> <p>Local exhaust ventilation usually required. If risk of overexposure exists, wear approved respirator. Correct fit is essential to obtain adequate protection. Supplied-air type respirator may be required in special circumstances. Correct fit is essential to ensure adequate protection. An approved self contained breathing apparatus (SCBA) may be required in some situations.</p> <p>Provide adequate ventilation in warehouse or closed storage area. Air contaminants generated in the workplace possess varying "escape" velocities which, in turn, determine the "capture velocities" of fresh circulating air required to effectively remove the contaminant.</p>										
	<table border="1"> <thead> <tr> <th>Type of Contaminant:</th> <th>Air Speed:</th> </tr> </thead> <tbody> <tr> <td>solvent, vapours, degreasing etc., evaporating from tank (in still air).</td> <td>0.25-0.5 m/s (50-100 f/min.)</td> </tr> <tr> <td>aerosols, fumes from pouring operations, intermittent container filling, low speed conveyer transfers, welding, spray drift, plating acid fumes, pickling (released at low velocity into zone of active generation)</td> <td>0.5-1 m/s (100-200 f/min.)</td> </tr> <tr> <td>direct spray, spray painting in shallow booths, drum filling, conveyer loading, crusher dusts, gas discharge (active generation into zone of rapid air motion)</td> <td>1-2.5 m/s (200-500 f/min.)</td> </tr> <tr> <td>grinding, abrasive blasting, tumbling, high speed wheel generated dusts (released at high initial velocity into zone of very high rapid air motion).</td> <td>2.5-10 m/s (500-2000 f/min.)</td> </tr> </tbody> </table>	Type of Contaminant:	Air Speed:	solvent, vapours, degreasing etc., evaporating from tank (in still air).	0.25-0.5 m/s (50-100 f/min.)	aerosols, fumes from pouring operations, intermittent container filling, low speed conveyer transfers, welding, spray drift, plating acid fumes, pickling (released at low velocity into zone of active generation)	0.5-1 m/s (100-200 f/min.)	direct spray, spray painting in shallow booths, drum filling, conveyer loading, crusher dusts, gas discharge (active generation into zone of rapid air motion)	1-2.5 m/s (200-500 f/min.)	grinding, abrasive blasting, tumbling, high speed wheel generated dusts (released at high initial velocity into zone of very high rapid air motion).	2.5-10 m/s (500-2000 f/min.)
	Type of Contaminant:	Air Speed:									
	solvent, vapours, degreasing etc., evaporating from tank (in still air).	0.25-0.5 m/s (50-100 f/min.)									
	aerosols, fumes from pouring operations, intermittent container filling, low speed conveyer transfers, welding, spray drift, plating acid fumes, pickling (released at low velocity into zone of active generation)	0.5-1 m/s (100-200 f/min.)									
	direct spray, spray painting in shallow booths, drum filling, conveyer loading, crusher dusts, gas discharge (active generation into zone of rapid air motion)	1-2.5 m/s (200-500 f/min.)									
	grinding, abrasive blasting, tumbling, high speed wheel generated dusts (released at high initial velocity into zone of very high rapid air motion).	2.5-10 m/s (500-2000 f/min.)									
	<p>Within each range the appropriate value depends on:</p> <table border="1"> <thead> <tr> <th>Lower end of the range</th> <th>Upper end of the range</th> </tr> </thead> <tbody> <tr> <td>1: Room air currents minimal or favourable to capture</td> <td>1: Disturbing room air currents</td> </tr> <tr> <td>2: Contaminants of low toxicity or of nuisance value only.</td> <td>2: Contaminants of high toxicity</td> </tr> <tr> <td>3: Intermittent, low production.</td> <td>3: High production, heavy use</td> </tr> <tr> <td>4: Large hood or large air mass in motion</td> <td>4: Small hood-local control only</td> </tr> </tbody> </table>	Lower end of the range	Upper end of the range	1: Room air currents minimal or favourable to capture	1: Disturbing room air currents	2: Contaminants of low toxicity or of nuisance value only.	2: Contaminants of high toxicity	3: Intermittent, low production.	3: High production, heavy use	4: Large hood or large air mass in motion	4: Small hood-local control only
	Lower end of the range	Upper end of the range									
	1: Room air currents minimal or favourable to capture	1: Disturbing room air currents									
2: Contaminants of low toxicity or of nuisance value only.	2: Contaminants of high toxicity										
3: Intermittent, low production.	3: High production, heavy use										
4: Large hood or large air mass in motion	4: Small hood-local control only										
<p>Simple theory shows that air velocity falls rapidly with distance away from the opening of a simple extraction pipe. Velocity generally decreases with the square of distance from the extraction point (in simple cases). Therefore the air speed at the extraction point should be adjusted, accordingly, after reference to distance from the contaminating source. The air velocity at the extraction fan, for example, should be a minimum of 1-2 m/s (200-400 f/min) for extraction of solvents generated in a tank 2 meters distant from the extraction point. Other mechanical considerations, producing performance deficits within the extraction apparatus, make it essential that theoretical air velocities are multiplied by factors of 10 or more when extraction systems are installed or used.</p>											

## Surefire Antstar Granular Insecticide

<b>Personal protection</b>	
<b>Eye and face protection</b>	<ul style="list-style-type: none"> <li>▶ Safety glasses with side shields.</li> <li>▶ Chemical goggles.</li> <li>▶ Contact lenses may pose a special hazard; soft contact lenses may absorb and concentrate irritants. A written policy document, describing the wearing of lenses or restrictions on use, should be created for each workplace or task. This should include a review of lens absorption and adsorption for the class of chemicals in use and an account of injury experience. Medical and first-aid personnel should be trained in their removal and suitable equipment should be readily available. In the event of chemical exposure, begin eye irrigation immediately and remove contact lens as soon as practicable. Lens should be removed at the first signs of eye redness or irritation - lens should be removed in a clean environment only after workers have washed hands thoroughly. [CDC NIOSH Current Intelligence Bulletin 59], [AS/NZS 1336 or national equivalent]</li> </ul>
<b>Skin protection</b>	See Hand protection below
<b>Hands/feet protection</b>	<p><b>NOTE:</b></p> <ul style="list-style-type: none"> <li>▶ The material may produce skin sensitisation in predisposed individuals. Care must be taken, when removing gloves and other protective equipment, to avoid all possible skin contact.</li> <li>▶ Contaminated leather items, such as shoes, belts and watch-bands should be removed and destroyed.</li> </ul> <p>The selection of suitable gloves does not only depend on the material, but also on further marks of quality which vary from manufacturer to manufacturer. Where the chemical is a preparation of several substances, the resistance of the glove material can not be calculated in advance and has therefore to be checked prior to the application.</p> <p>The exact break through time for substances has to be obtained from the manufacturer of the protective gloves and has to be observed when making a final choice.</p> <p>Personal hygiene is a key element of effective hand care. Gloves must only be worn on clean hands. After using gloves, hands should be washed and dried thoroughly. Application of a non-perfumed moisturiser is recommended.</p> <p>Suitability and durability of glove type is dependent on usage. Important factors in the selection of gloves include:</p> <ul style="list-style-type: none"> <li>· frequency and duration of contact,</li> <li>· chemical resistance of glove material,</li> <li>· glove thickness and</li> <li>· dexterity</li> </ul> <p>Select gloves tested to a relevant standard (e.g. Europe EN 374, US F739, AS/NZS 2161.1 or national equivalent).</p> <ul style="list-style-type: none"> <li>· When prolonged or frequently repeated contact may occur, a glove with a protection class of 5 or higher (breakthrough time greater than 240 minutes according to EN 374, AS/NZS 2161.10.1 or national equivalent) is recommended.</li> <li>· When only brief contact is expected, a glove with a protection class of 3 or higher (breakthrough time greater than 60 minutes according to EN 374, AS/NZS 2161.10.1 or national equivalent) is recommended.</li> <li>· Some glove polymer types are less affected by movement and this should be taken into account when considering gloves for long-term use.</li> <li>· Contaminated gloves should be replaced.</li> </ul> <p>As defined in ASTM F-739-96 in any application, gloves are rated as:</p> <ul style="list-style-type: none"> <li>· Excellent when breakthrough time &gt; 480 min</li> <li>· Good when breakthrough time &gt; 20 min</li> <li>· Fair when breakthrough time &lt; 20 min</li> <li>· Poor when glove material degrades</li> </ul> <p>For general applications, gloves with a thickness typically greater than 0.35 mm, are recommended.</p> <p>It should be emphasised that glove thickness is not necessarily a good predictor of glove resistance to a specific chemical, as the permeation efficiency of the glove will be dependent on the exact composition of the glove material. Therefore, glove selection should also be based on consideration of the task requirements and knowledge of breakthrough times.</p> <p>Glove thickness may also vary depending on the glove manufacturer, the glove type and the glove model. Therefore, the manufacturers' technical data should always be taken into account to ensure selection of the most appropriate glove for the task.</p> <p>Note: Depending on the activity being conducted, gloves of varying thickness may be required for specific tasks. For example:</p> <ul style="list-style-type: none"> <li>· Thinner gloves (down to 0.1 mm or less) may be required where a high degree of manual dexterity is needed. However, these gloves are only likely to give short duration protection and would normally be just for single use applications, then disposed of.</li> <li>· Thicker gloves (up to 3 mm or more) may be required where there is a mechanical (as well as a chemical) risk i.e. where there is abrasion or puncture potential</li> </ul> <p>Gloves must only be worn on clean hands. After using gloves, hands should be washed and dried thoroughly. Application of a non-perfumed moisturiser is recommended.</p> <p>Experience indicates that the following polymers are suitable as glove materials for protection against undissolved, dry solids, where abrasive particles are not present.</p> <ul style="list-style-type: none"> <li>▶ polychloroprene.</li> <li>▶ nitrile rubber.</li> <li>▶ butyl rubber.</li> <li>▶ fluorocautchouc.</li> <li>▶ polyvinyl chloride.</li> </ul> <p>Gloves should be examined for wear and/ or degradation constantly.</p>
<b>Body protection</b>	See Other protection below
<b>Other protection</b>	<ul style="list-style-type: none"> <li>▶ Overalls.</li> <li>▶ P.V.C apron.</li> <li>▶ Barrier cream.</li> <li>▶ Skin cleansing cream.</li> <li>▶ Eye wash unit.</li> </ul>

**Respiratory protection**

Particulate. (AS/NZS 1716 &amp; 1715, EN 143:2000 &amp; 149:001, ANSI Z88 or national equivalent)

Required Minimum Protection Factor	Half-Face Respirator	Full-Face Respirator	Powered Air Respirator
up to 10 x ES	P1 Air-line*	- -	PAPR-P1 -
up to 50 x ES	Air-line**	P2	PAPR-P2
up to 100 x ES	-	P3	-
		Air-line*	-

100+ x ES	-	Air-line**	PAPR-P3
-----------	---	------------	---------

\* - Negative pressure demand \*\* - Continuous flow

A(All classes) = Organic vapours, B AUS or B1 = Acid gasses, B2 = Acid gas or hydrogen cyanide(HCN), B3 = Acid gas or hydrogen cyanide(HCN), E = Sulfur dioxide(SO<sub>2</sub>), G = Agricultural chemicals, K = Ammonia(NH<sub>3</sub>), Hg = Mercury, NO = Oxides of nitrogen, MB = Methyl bromide, AX = Low boiling point organic compounds(below 65 degC)

If inhalation risk above the TLV exists, wear approved dust respirator.

Use respirators with protection factors appropriate for the exposure level.

- ▶ Up to 5 X TLV, use valveless mask type; up to 10 X TLV, use 1/2 mask dust respirator
- ▶ Up to 50 X TLV, use full face dust respirator or demand type C air supplied respirator
- ▶ Up to 500 X TLV, use powered air-purifying dust respirator or a Type C pressure demand supplied-air respirator
- ▶ Over 500 X TLV wear full-face self-contained breathing apparatus with positive pressure mode or a combination respirator with a Type C positive pressure supplied-air full-face respirator and an auxiliary self-contained breathing apparatus operated in pressure demand or other positive pressure mode
- ▶ Respirators may be necessary when engineering and administrative controls do not adequately prevent exposures.
- ▶ The decision to use respiratory protection should be based on professional judgment that takes into account toxicity information, exposure measurement data, and frequency and likelihood of the worker's exposure - ensure users are not subject to high thermal loads which may result in heat stress or distress due to personal protective equipment (powered, positive flow, full face apparatus may be an option).
- ▶ Published occupational exposure limits, where they exist, will assist in determining the adequacy of the selected respiratory protection. These may be government mandated or vendor recommended.
- ▶ Certified respirators will be useful for protecting workers from inhalation of particulates when properly selected and fit tested as part of a complete respiratory protection program.
- ▶ Use approved positive flow mask if significant quantities of dust becomes airborne.
- ▶ Try to avoid creating dust conditions.

## SECTION 9 Physical and chemical properties

### Information on basic physical and chemical properties

<b>Appearance</b>	Off-white granulated solid with mild musty odour; not miscible with water.		
<b>Physical state</b>	Divided Solid	<b>Relative density (Water = 1)</b>	Not Available
<b>Odour</b>	Not Available	<b>Partition coefficient n-octanol / water</b>	Not Available
<b>Odour threshold</b>	Not Available	<b>Auto-ignition temperature (°C)</b>	Not Applicable
<b>pH (as supplied)</b>	Not Applicable	<b>Decomposition temperature</b>	Not Available
<b>Melting point / freezing point (°C)</b>	decomposes	<b>Viscosity (cSt)</b>	Not Available
<b>Initial boiling point and boiling range (°C)</b>	Not Available	<b>Molecular weight (g/mol)</b>	Not Applicable
<b>Flash point (°C)</b>	Not Available	<b>Taste</b>	Not Available
<b>Evaporation rate</b>	Not Applicable	<b>Explosive properties</b>	Not Available
<b>Flammability</b>	Not Available	<b>Oxidising properties</b>	Not Available
<b>Upper Explosive Limit (%)</b>	Not Available	<b>Surface Tension (dyn/cm or mN/m)</b>	Not Applicable
<b>Lower Explosive Limit (%)</b>	Not Available	<b>Volatile Component (%vol)</b>	Negligible
<b>Vapour pressure (kPa)</b>	Negligible	<b>Gas group</b>	Not Available
<b>Solubility in water</b>	Immiscible	<b>pH as a solution (1%)</b>	Not Available
<b>Vapour density (Air = 1)</b>	Not Applicable	<b>VOC g/L</b>	Not Available

## SECTION 10 Stability and reactivity

<b>Reactivity</b>	See section 7
<b>Chemical stability</b>	<ul style="list-style-type: none"> <li>▶ Unstable in the presence of incompatible materials.</li> <li>▶ Product is considered stable.</li> <li>▶ Hazardous polymerisation will not occur.</li> </ul>
<b>Possibility of hazardous reactions</b>	See section 7
<b>Conditions to avoid</b>	See section 7
<b>Incompatible materials</b>	See section 7
<b>Hazardous decomposition products</b>	See section 5

## SECTION 11 Toxicological information

### Information on toxicological effects

<b>Inhaled</b>	<p>Inhalation of pyrethrins may produce nausea, vomiting, sneezing, serious discharge from the nose, blocked nose and asthma. High concentrations may produce excessive excitement, inco-ordination, tremors, muscle paralysis and death (due to failure of breathing). Persons with impaired respiratory function, airway diseases and conditions such as emphysema or chronic bronchitis, may incur further disability if excessive concentrations of particulate are inhaled.</p> <p>If prior damage to the circulatory or nervous systems has occurred or if kidney damage has been sustained, proper screenings should be conducted on individuals who may be exposed to further risk if handling and use of the material result in excessive exposures.</p> <p>Effects on lungs are significantly enhanced in the presence of respirable particles.</p> <p>This material, like natural pyrethrins, may cause central stimulation with nausea, vomiting, stomach upset, diarrhoea, hypersensitivity,</p>
----------------	---

## Surefire Antstar Granular Insecticide

	inco-ordination, tremors, muscle paralysis, convulsion, coma and respiratory failure. There may be aggressive behaviour, tremor and weakness. Inhalation of dusts, generated by the material during the course of normal handling, may be damaging to the health of the individual.
<b>Ingestion</b>	Accidental ingestion of the material may be damaging to the health of the individual. Ingestion of pyrethrins may produce nausea, vomiting, headache, muscle tremors, shock and perhaps death. Its fatal human dose is estimated at 100 grams per 70 kg man (1430 mg/kg).
<b>Skin Contact</b>	The material is not thought to produce adverse health effects or skin irritation following contact (as classified by EC Directives using animal models). Nevertheless, good hygiene practice requires that exposure be kept to a minimum and that suitable gloves be used in an occupational setting. Skin contact with natural pyrethrins may cause severe inflammation, hayfever and asthma. If they are absorbed through the skin, the same toxic effects as inhalation can occur; the liver and kidney may be damaged. Open cuts, abraded or irritated skin should not be exposed to this material Entry into the blood-stream, through, for example, cuts, abrasions or lesions, may produce systemic injury with harmful effects. Examine the skin prior to the use of the material and ensure that any external damage is suitably protected.
<b>Eye</b>	Although the material is not thought to be an irritant (as classified by EC Directives), direct contact with the eye may cause transient discomfort characterised by tearing or conjunctival redness (as with windburn). Slight abrasive damage may also result.
<b>Chronic</b>	This material can cause serious damage if one is exposed to it for long periods. It can be assumed that it contains a substance which can produce severe defects. Chronic poisoning by natural pyrethrins may result in convulsion, paralysis with extreme muscle tone, rapid and uneven heart beat, liver and kidney damage, or death. Natural pyrethrins may cause hypersensitivity especially if past exposure has occurred. Crystalline silicas activate the inflammatory response of white blood cells after they injure the lung epithelium. Chronic exposure to crystalline silicas reduces lung capacity and predisposes to chest infections. Overexposure to the breathable dust may cause coughing, wheezing, difficulty in breathing and impaired lung function. Chronic symptoms may include decreased vital lung capacity and chest infections. Repeated exposures in the workplace to high levels of fine-divided dusts may produce a condition known as pneumoconiosis, which is the lodgement of any inhaled dusts in the lung, irrespective of the effect. This is particularly true when a significant number of particles less than 0.5 microns (1/50000 inch) are present. Lung shadows are seen in the X-ray. Symptoms of pneumoconiosis may include a progressive dry cough, shortness of breath on exertion, increased chest expansion, weakness and weight loss. As the disease progresses, the cough produces stringy phlegm, vital capacity decreases further, and shortness of breath becomes more severe. Other signs or symptoms include changed breath sounds, reduced oxygen uptake during exercise, emphysema and rarely, pneumothorax (air in the lung cavity). Removing workers from the possibility of further exposure to dust generally stops the progress of lung abnormalities. When there is high potential for worker exposure, examinations at regular period with emphasis on lung function should be performed. Inhaling dust over an extended number of years may cause pneumoconiosis, which is the accumulation of dusts in the lungs and the subsequent tissue reaction. This may or may not be reversible. Harmful: danger of serious damage to health by prolonged exposure through inhalation.

<b>Surefire Antstar Granular Insecticide</b>	<b>TOXICITY</b>	<b>IRRITATION</b>
	Not Available	Not Available
<b>bifenthrin</b>	<b>TOXICITY</b>	<b>IRRITATION</b>
	Dermal (rabbit) LD50: >2000 mg/kg <sup>[2]</sup> Oral (rat) LD50: 54.5 mg/kg <sup>[2]</sup>	Eye (rabbit): non-irritant * Skin (rabbit): non-irritant *
<b>silica crystalline - quartz</b>	<b>TOXICITY</b>	<b>IRRITATION</b>
	0.3 mg/kg <sup>[2]</sup> 50 mg/kg <sup>[2]</sup>	Not Available
	Oral (rat) LD50: =500 mg/kg <sup>[2]</sup>	
<b>Legend:</b>	1. Value obtained from Europe ECHA Registered Substances - Acute toxicity 2.* Value obtained from manufacturer's SDS. Unless otherwise specified data extracted from RTECS - Register of Toxic Effect of chemical Substances	

<b>BIFENTHRIN</b>	For bifenthrin: Bifenthrin is moderately toxic if swallowed. Large doses may cause inco-ordination, tremor, excessive saliva production, vomiting, diarrhoea, and irritability to sound and touch. It is much less toxic by skin contact, and it does not inflame or irritate human skin, although it can cause a temporary tingling sensation. Animal testing shows that it has very little irritating effect on the eyes. Long-term effects are unknown. It does not seem to cause reproductive or developmental toxicity except at levels harmful to the mother. It is uncertain whether bifenthrin causes mutations; it is possible that it causes cancer in humans. Pyrethroids affect the nerves, over-stimulating nerve cells, causing tremors and then paralysis. Bifenthrin is mostly excreted in the urine and faeces but a small portion does accumulate in body fat. NOEL (dogs) 1.5 mg/day/1y * ADI 0.02 mg/kg * Non-teratogenic in rats (< 2 mg/kg/day) and rabbits (8 mg/kg/day)* No skin sensitisation (guinea pigs) *
<b>SILICA CRYSTALLINE - QUARTZ</b>	<b>WARNING:</b> For inhalation exposure <u>ONLY</u> : This substance has been classified by the IARC as Group 1: <b>CARCINOGENIC TO HUMANS</b>  The International Agency for Research on Cancer (IARC) has classified occupational exposures to <b>respirable</b> (<5 um) crystalline silica as being carcinogenic to humans . This classification is based on what IARC considered sufficient evidence from epidemiological studies of humans for the carcinogenicity of inhaled silica in the forms of quartz and cristobalite. Crystalline silica is also known to cause silicosis, a non-cancerous lung disease. Intermittent exposure produces; focal fibrosis, (pneumoconiosis), cough, dyspnoea, liver tumours.  * Millions of particles per cubic foot (based on impinger samples counted by light field techniques). NOTE : the physical nature of quartz in the product determines whether it is likely to present a chronic health problem. To be a hazard the material must enter the breathing zone as respirable particles.

<b>Acute Toxicity</b>	✗	<b>Carcinogenicity</b>	✗
<b>Skin Irritation/Corrosion</b>	✗	<b>Reproductivity</b>	✗
<b>Serious Eye Damage/Irritation</b>	✗	<b>STOT - Single Exposure</b>	✗
<b>Respiratory or Skin sensitisation</b>	✗	<b>STOT - Repeated Exposure</b>	✓

Mutagenicity ✘

Aspiration Hazard ✘

**Legend:** ✘ – Data either not available or does not fill the criteria for classification  
 ✔ – Data available to make classification

## SECTION 12 Ecological information

### Toxicity

Surefire Antstar Granular Insecticide	Endpoint	Test Duration (hr)	Species	Value	Source
	Not Available	Not Available	Not Available	Not Available	Not Available
bifenthrin	Endpoint	Test Duration (hr)	Species	Value	Source
	Not Available	Not Available	Not Available	Not Available	Not Available
silica crystalline - quartz	Endpoint	Test Duration (hr)	Species	Value	Source
	Not Available	Not Available	Not Available	Not Available	Not Available
<b>Legend:</b> <i>Extracted from 1. IUCLID Toxicity Data 2. Europe ECHA Registered Substances - Ecotoxicological Information - Aquatic Toxicity 3. EPIWIN Suite V3.12 (QSAR) - Aquatic Toxicity Data (Estimated) 4. US EPA, Ecotox database - Aquatic Toxicity Data 5. ECETOC Aquatic Hazard Assessment Data 6. NITE (Japan) - Bioconcentration Data 7. METI (Japan) - Bioconcentration Data 8. Vendor Data</i>					

Very toxic to aquatic organisms, may cause long-term adverse effects in the aquatic environment.

Do NOT allow product to come in contact with surface waters or to intertidal areas below the mean high water mark. Do not contaminate water when cleaning equipment or disposing of equipment wash-waters.

Wastes resulting from use of the product must be disposed of on site or at approved waste sites.

Toxic to flora.

Toxic to soil organisms.

For synthetic pyrethroids:

Environmental Fate: Synthetic pyrethroids are examples of optimised insecticidal activity, selectivity and tailored environmental persistence. Through modifications of both acid and alcohol portions of the ester, compounds of desired residual activity have been synthesised whilst maintaining a biodegradable ester linkage. While these compounds are generally very toxic to crustaceans and fish in laboratory bio assays, under field conditions, the residues are tightly bound in sediment, and ingested residues are readily metabolised, resulting in their toxicity in natural systems generally being less than laboratory test data might indicate. They are generally non-persistent in the environment, as pyrethroid concentrations decrease rapidly due to sorption to sediment, suspended particles and plants. Microbial and photodegradation also occur. Pyrethrins are generally unstable in the presence of light, are hydrolysed rapidly under alkaline conditions and oxidise rapidly in air. Vapour phase pyrethrins may combine chemically with ozone to produce hydroxy radicals. Pyrethroids that are more stable to sunlight include permethrin, deltamethrin, cyhalothrin, cyfluthrin, and cypermethrin and are thus more frequently applied outdoors to crops in comparison to the rapidly degraded pyrethroids like resmethrin and allethrin. Because agricultural dose rates are low and biological degradation is generally rapid, residues are unlikely to attain significant levels. Permethrin disappears from ponds and streams within 6-24 hours, pond sediments within 7 days and foliage and forest soil within 58 days. Pyrethrins and pyrethroids are degraded by light both in the atmosphere and sunlit surface waters. The rate of photolysis in water is increased when fulvic and humic acids are present. Pyrethroids and pyrethrins also undergo hydrolysis in the environment at varying rates depending upon pH and temperature. Generally, hydrolysis is only an important environmental fate process under alkaline conditions and at temperatures of 20 deg. C or greater.

Pyrethrins and pyrethroids are expected to exist in both vapour and particulate phases in the ambient atmosphere. Vapor phase pyrethrins and pyrethroids are rapidly degraded in the atmosphere by direct photolysis and reaction with oxidants found in air such as photochemically-produced hydroxyl radicals, ozone, and nitrate radicals. Particulate phase compounds are slower to degrade and can travel long distances before being removed from the air by wet and dry deposition. Pyrethrins and pyrethroids adhere strongly to soil surfaces and are not very mobile so leaching potential is low. Photolysis is only an important environmental fate at the surface of the soil as light cannot penetrate to deeper layers of the soil. The potential for significant toxicity is not reached in field conditions. Under aerobic conditions in soil, permethrin degrades in a relatively short time (half-life 28 days). Volatilisation from water and soil is expected to occur slowly for many of the pyrethroids. When released to water, partitioning to suspended solids and sediment occurs rapidly. These compounds adsorb strongly to suspended solids and sediment in the water column, and this process significantly reduces the potential for volatilisation. Volatilisation losses from foliage may be considerably greater than volatilisation from soils because pyrethrins and pyrethroids do not adsorb as strongly to the leafy component of vegetation as to soils. Pyrethrins and pyrethroids are often used indoors in sprays or aerosol bombs, and the volatilisation rates from glass or floor surfaces may be significantly faster than from soils since these compounds are not likely to adsorb as strongly to these surfaces.

Little data exist regarding the uptake and transport of pyrethrins and pyrethroids by plant material. Since many of these compounds are rapidly degraded in the environment, this transport mechanism may not be an important environmental fate process other than the initial settling of these compounds on the canopy following deposition. The aerial surface of a plant, including foliage, is covered by a cuticle, which serves as a barrier to water loss and to prevent penetration of applied chemicals or environmental pollutants. Once deposited on the surface, a chemical may be degraded, bind to the cuticle, or diffuse into the plant through the stomata. Since pyrethrins and pyrethroids adsorb strongly to soils, their uptake from roots and transport within plants is expected to be limited.

Humans are exposed to pyrethrins and pyrethroids primarily from food sources, especially fruits and vegetables. The tendency of young children to ingest soil, either intentionally or unintentionally can result in ingestion of pyrethrins and pyrethroids present in soil and dust. Since these compounds are adsorbed strongly to soils, they may not be in a highly bioavailable form. Young children often play on the ground or on carpets and this will increase the likelihood of skin exposure and inhalation of contaminated particles from soil, household dust and treated surfaces. Drinking Water Standards: pesticide 0.1 ug/l (UK max.)

Ecotoxicity: Synthetic pyrethroids are extremely effective against insects, but are relatively safe to mammals and birds. Pyrethroids are extreme toxic to aquatic organisms, where often <1 ug/L will produce toxic effects. The half-lives for elimination of several pyrethroids by trout are all greater than 48 hours, while elimination half-lives in birds and mammals range from 6 to 12 hours. Pyrethroids are highly toxic to fish; with 96-hour LC50 values generally below 10 ug/l. Corresponding LD50 values in mammals and birds are in the range of several hundred to several thousand mg/kg. Fish sensitivity to the pyrethroids may be explained by their relatively slow metabolism and elimination of these compounds. The half-lives for elimination of several pyrethroids by trout are all greater than 48 hours, while elimination half-lives for birds and mammals range from 6 to 12 hours. Generally, the lethality of pyrethroids to fish increases with increasing octanol/water partition coefficients. The bioaccumulation factor of cypermethrin in fish is approximately 1000 when measured experimentally.

**DO NOT discharge into sewer or waterways.**

### Persistence and degradability

Ingredient	Persistence: Water/Soil	Persistence: Air
bifenthrin	HIGH	HIGH

### Bioaccumulative potential

Ingredient	Bioaccumulation
bifenthrin	LOW (LogKOW = 8.1524)

### Mobility in soil



Surefire Antstar Granular Insecticide

Ingredient	Mobility
bifenthrin	LOW (KOC = 3228000)



SECTION 13 Disposal considerations

Waste treatment methods

<b>Product / Packaging disposal</b>	<ul style="list-style-type: none"> <li>▶ Containers may still present a chemical hazard/ danger when empty.</li> <li>▶ Return to supplier for reuse/ recycling if possible.</li> </ul> <p>Otherwise:</p> <ul style="list-style-type: none"> <li>▶ If container can not be cleaned sufficiently well to ensure that residuals do not remain or if the container cannot be used to store the same product, then puncture containers, to prevent re-use, and bury at an authorised landfill.</li> <li>▶ Where possible retain label warnings and SDS and observe all notices pertaining to the product.</li> </ul> <p>Legislation addressing waste disposal requirements may differ by country, state and/ or territory. Each user must refer to laws operating in their area. In some areas, certain wastes must be tracked.</p> <p>A Hierarchy of Controls seems to be common - the user should investigate:</p> <ul style="list-style-type: none"> <li>▶ Reduction</li> <li>▶ Reuse</li> <li>▶ Recycling</li> <li>▶ Disposal (if all else fails)</li> </ul> <p>This material may be recycled if unused, or if it has not been contaminated so as to make it unsuitable for its intended use. Shelf life considerations should also be applied in making decisions of this type. Note that properties of a material may change in use, and recycling or reuse may not always be appropriate. In most instances the supplier of the material should be consulted.</p> <ul style="list-style-type: none"> <li>▶ <b>DO NOT allow wash water from cleaning or process equipment to enter drains.</b></li> <li>▶ It may be necessary to collect all wash water for treatment before disposal.</li> <li>▶ In all cases disposal to sewer may be subject to local laws and regulations and these should be considered first.</li> <li>▶ Where in doubt contact the responsible authority.</li> <li>▶ Recycle wherever possible or consult manufacturer for recycling options.</li> <li>▶ Consult State Land Waste Management Authority for disposal.</li> <li>▶ Bury residue in an authorised landfill.</li> <li>▶ Recycle containers if possible, or dispose of in an authorised landfill.</li> </ul>
-------------------------------------	--

SECTION 14 Transport information

Labels Required

	
<b>Marine Pollutant</b>	
<b>HAZCHEM</b>	2Z

Land transport (ADG)

<b>UN number</b>	3077	
<b>UN proper shipping name</b>	ENVIRONMENTALLY HAZARDOUS SUBSTANCE, SOLID, N.O.S. (contains bifenthrin)	
<b>Transport hazard class(es)</b>	Class	9
	Subrisk	Not Applicable
<b>Packing group</b>	III	
<b>Environmental hazard</b>	Environmentally hazardous	
<b>Special precautions for user</b>	Special provisions	274 331 335 375 AU01
	Limited quantity	5 kg

Environmentally Hazardous Substances meeting the descriptions of UN 3077 or UN 3082 are not subject to this Code when transported by road or rail in;

(a) packagings;

(b) IBCs; or

(c) any other receptacle not exceeding 500 kg(L).

- Australian Special Provisions (SP AU01) - ADG Code 7th Ed.

Air transport (ICAO-IATA / DGR)

<b>UN number</b>	3077	
<b>UN proper shipping name</b>	Environmentally hazardous substance, solid, n.o.s. * (contains bifenthrin)	
<b>Transport hazard class(es)</b>	ICAO/IATA Class	9
	ICAO / IATA Subrisk	Not Applicable
	ERG Code	9L
<b>Packing group</b>	III	

Surefire Antstar Granular Insecticide

<b>Environmental hazard</b>	Environmentally hazardous	
<b>Special precautions for user</b>	Special provisions	A97 A158 A179 A197
	Cargo Only Packing Instructions	956
	Cargo Only Maximum Qty / Pack	400 kg
	Passenger and Cargo Packing Instructions	956
	Passenger and Cargo Maximum Qty / Pack	400 kg
	Passenger and Cargo Limited Quantity Packing Instructions	Y956
	Passenger and Cargo Limited Maximum Qty / Pack	30 kg G

Sea transport (IMDG-Code / GGVSee)

<b>UN number</b>	3077	
<b>UN proper shipping name</b>	ENVIRONMENTALLY HAZARDOUS SUBSTANCE, SOLID, N.O.S. (contains bifenthrin)	
<b>Transport hazard class(es)</b>	IMDG Class	9
	IMDG Subrisk	Not Applicable
<b>Packing group</b>	III	
<b>Environmental hazard</b>	Marine Pollutant	
<b>Special precautions for user</b>	EMS Number	F-A , S-F
	Special provisions	274 335 966 967 969
	Limited Quantities	5 kg

Transport in bulk according to Annex II of MARPOL and the IBC code

Not Applicable

SECTION 15 Regulatory information

Safety, health and environmental regulations / legislation specific for the substance or mixture

**bifenthrin is found on the following regulatory lists**

Australia Hazardous Chemical Information System (HCIS) - Hazardous Chemicals  
Australia Standard for the Uniform Scheduling of Medicines and Poisons (SUSMP) - Schedule 2  
Australia Standard for the Uniform Scheduling of Medicines and Poisons (SUSMP) - Schedule 5

Australia Standard for the Uniform Scheduling of Medicines and Poisons (SUSMP) - Schedule 6  
Australia Standard for the Uniform Scheduling of Medicines and Poisons (SUSMP) - Schedule 7

**silica crystalline - quartz is found on the following regulatory lists**

Australia Hazardous Chemical Information System (HCIS) - Hazardous Chemicals  
Australian Inventory of Industrial Chemicals (AIIC)  
Chemical Footprint Project - Chemicals of High Concern List

International Agency for Research on Cancer (IARC) - Agents Classified by the IARC Monographs  
International Agency for Research on Cancer (IARC) - Agents Classified by the IARC Monographs - Group 1 : Carcinogenic to humans

National Inventory Status

National Inventory	Status
Australia - AIIC	No (bifenthrin)
Australia - Non-Industrial Use	No (bifenthrin; silica crystalline - quartz)
Canada - DSL	No (bifenthrin)
Canada - NDSL	No (bifenthrin; silica crystalline - quartz)
China - IECSC	Yes
Europe - EINEC / ELINCS / NLP	No (bifenthrin)
Japan - ENCS	No (bifenthrin)
Korea - KECI	Yes
New Zealand - NZIoC	Yes
Philippines - PICCS	No (bifenthrin)
USA - TSCA	No (bifenthrin)
Taiwan - TCSI	Yes
Mexico - INSQ	Yes
Vietnam - NCI	Yes
Russia - ARIPS	No (bifenthrin)
<b>Legend:</b>	Yes = All CAS declared ingredients are on the inventory No = One or more of the CAS listed ingredients are not on the inventory and are not exempt from listing(see specific ingredients in brackets)

SECTION 16 Other information

<b>Revision Date</b>	23/09/2020
----------------------	------------

Continued...

<b>Initial Date</b>	23/09/2020
---------------------	------------

### Other information

Classification of the preparation and its individual components has drawn on official and authoritative sources as well as independent review by the Chemwatch Classification committee using available literature references.

The SDS is a Hazard Communication tool and should be used to assist in the Risk Assessment. Many factors determine whether the reported Hazards are Risks in the workplace or other settings. Risks may be determined by reference to Exposures Scenarios. Scale of use, frequency of use and current or available engineering controls must be considered.

### Definitions and abbreviations

PC—TWA: Permissible Concentration-Time Weighted Average  
PC—STEL: Permissible Concentration-Short Term Exposure Limit  
IARC: International Agency for Research on Cancer  
ACGIH: American Conference of Governmental Industrial Hygienists  
STEL: Short Term Exposure Limit  
TEEL: Temporary Emergency Exposure Limit.  
IDLH: Immediately Dangerous to Life or Health Concentrations  
OSF: Odour Safety Factor  
NOAEL :No Observed Adverse Effect Level  
LOAEL: Lowest Observed Adverse Effect Level  
TLV: Threshold Limit Value  
LOD: Limit Of Detection  
OTV: Odour Threshold Value  
BCF: BioConcentration Factors  
BEI: Biological Exposure Index

This document is copyright.

Apart from any fair dealing for the purposes of private study, research, review or criticism, as permitted under the Copyright Act, no part may be reproduced by any process without written permission from CHEMWATCH.

TEL (+61 3) 9572 4700.